

## Steps to download:

1. Click onto the eCsite page – url: <https://www.ecspert.sony.biz/>
2. At the bottom of this page, click the User Registration link as below:

Thank you for using eCsite!  
This site is a site for generating an install (or license) key using a valid purchase key.  
User registration is necessary to use this site.

The install-key generated with an incorrect unique device ID is not usable.  
Before generating the install-key, please thoroughly check that the unique device ID is correct.

---

Please login by User ID.

User ID

Password

User registration is required to use this site.  
(If you forgot your User Information, please perform user registration again.)  
[User Registration](#)

Note: If you have any inquiry about Sony products, please kindly contact local Sony sales office nearby but not here. They will be more than happy to assist you.

[Terms and Conditions](#)  
[Privacy Policy](#)

3. Fill out your e-mail address and password
4. Return to the log-in page
5. You will have received an e-mail with your User ID

To those who requested eCsite user registration

Thank you for using eCsite.

Please click the following link in order to determine your user registration request <Effective time of this link is 24 hours.>

<https://web.ecspert.sony.biz/eCsite/Account/confirm?code=uvADaG%2fsbmc6Owyu7Hwdmb3Vcpqtj2fKvGGHCxROKT9a%2fEoyzCx61fHYriO%2bMoEMsAIz10dwAsEP9v3Ry%2fFAyEh5f3Hy%2bz%2fMs83rq97TNxx%2fPB4YFHg3LVSF3OpPI59heycdphy1H0jhnoljFIAVnJU41RAo18KFoLFfsTUIdGAsuFMMABQE2aWRnFbH8&userId=6ce17552-216a-4a16-818c-5481ce6cf619>

Once your registration is determined, you will be able to access eCsite by the following information.

User ID: Y2WLXBRI  
(You can not change the ID due to the system configuration)

AccessCode:  
#1[2] #2[3] #3[2] #4[0] #5[5] #6[4] #7[5] #8[1] #9[7] #10[2] #11[4] #12[1]

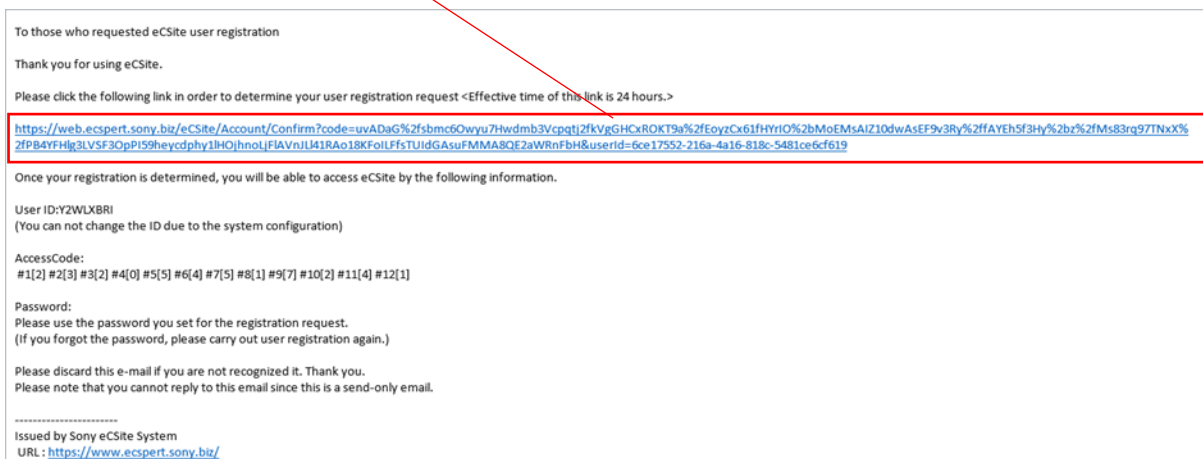
Password:  
Please use the password you set for the registration request.  
(If you forgot the password, please carry out user registration again.)

Please discard this e-mail if you are not recognized it. Thank you.  
Please note that you cannot reply to this email since this is a send-only email.

---

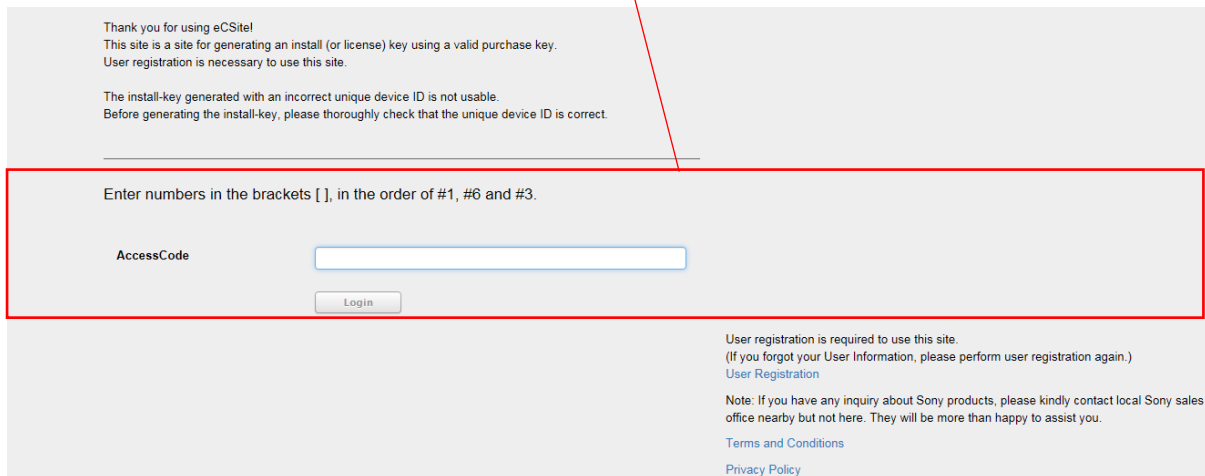
Issued by Sony eCsite System  
URL: <https://www.ecspert.sony.biz/>

6. Click the link in the e-mail to verify. This must be completed within 24 hours of receiving

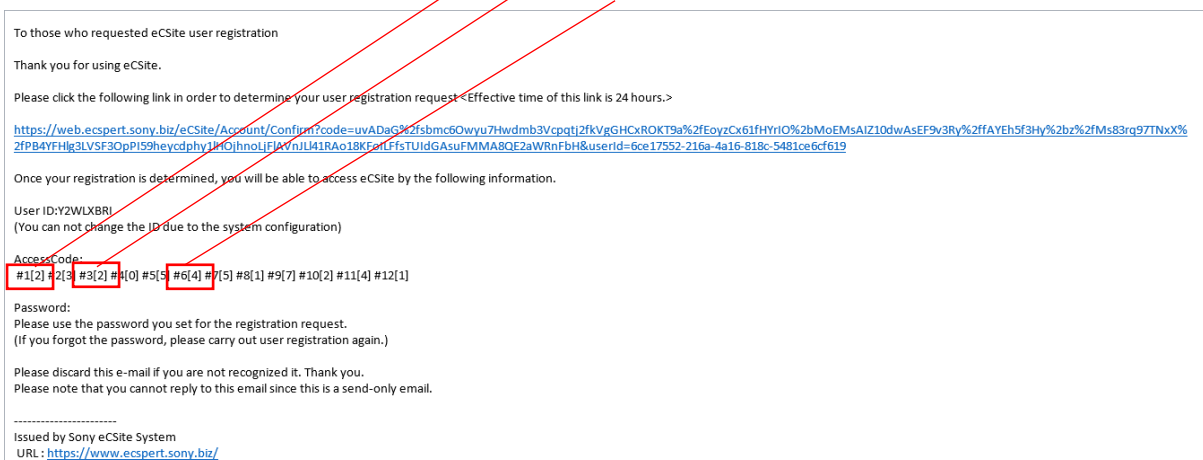


7. Return to the log-in page and fill in the User ID and Password boxes

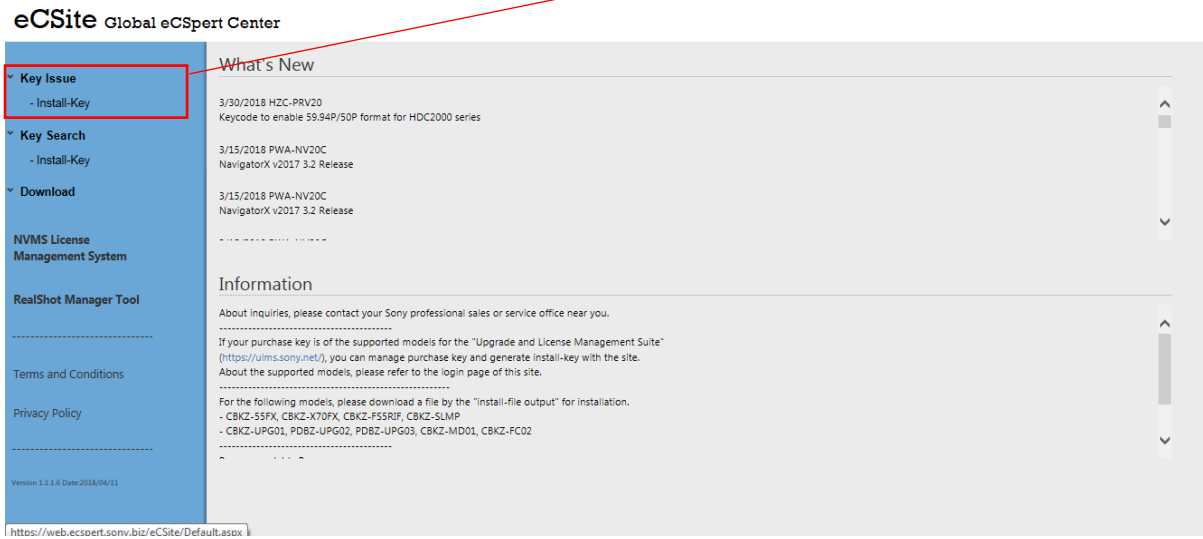
8. You will then be faced with a box for the 'Access code'



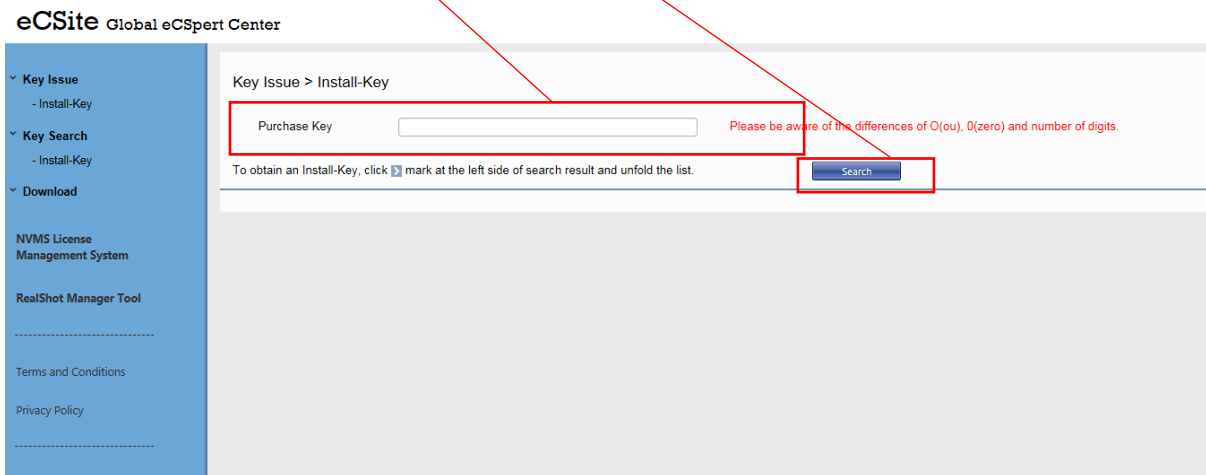
9. Enter the corresponding information on the e-mail. Here it is asking for the first, sixth and third numbers, in that order. On the e-mail this would be:



10. You will then reach the portal. Click the 'Key Issue – Install Key' dropdown



11. Fill in the Purchase Key which you will have received from Sony via e-mail within 14 days of registering with PrimeSupport. Click search.



12. Click the Model Name, then the Purchase Key followed by Install-Key Issue.

